



Rental Housing Vouchers



16,709  
Voucher Funding Baseline

**Tenant-Based (Baseline): 12,951**  
(Voucher household receives assistance for any rental housing unit in the market.)

**Committed Project-Based (Baseline): 3,758**  
(Assistance is tied to a specific development or housing unit. When a resident moves on, the assistance remains with the unit to help another household.)



16,937  
Voucher Households

36,361  
Individuals in Voucher Households

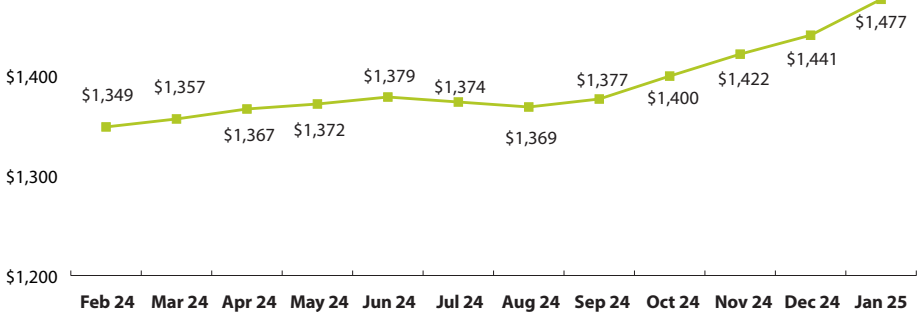


66  
Households Ended Participation

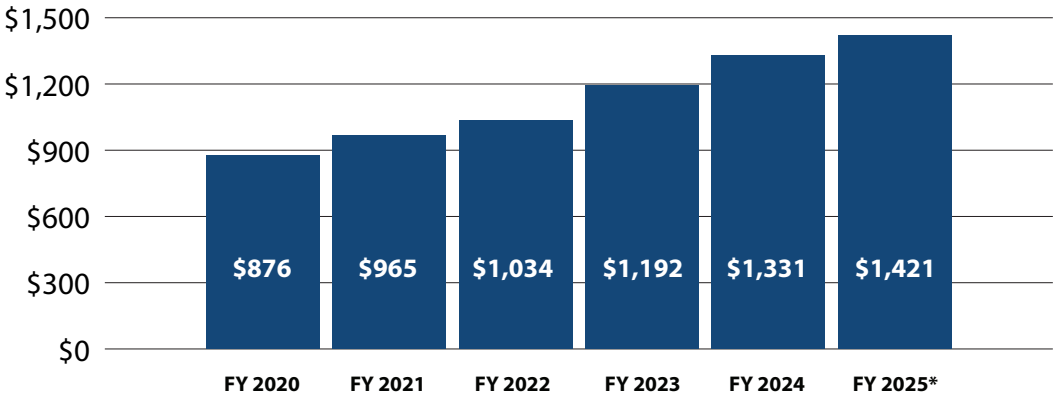


101.4 %  
Utilization Rate

Housing Voucher Average Monthly Rent Subsidy  
February 2024 – January 2025



Housing Voucher Average Rent Subsidy by Fiscal Year



62%  
increase since  
FY 2020

This graph displays the average monthly rent subsidy in each fiscal year.  
\*FY 2025 year to date, as of January 31, 2025



Waiting List: 71,533

1,341  
Households Added to Waiting List in January 2025

More than 15 years  
Current Estimated Average Time on Waiting List



Participating Landlords:  
4,581

Data as of January 31, 2025

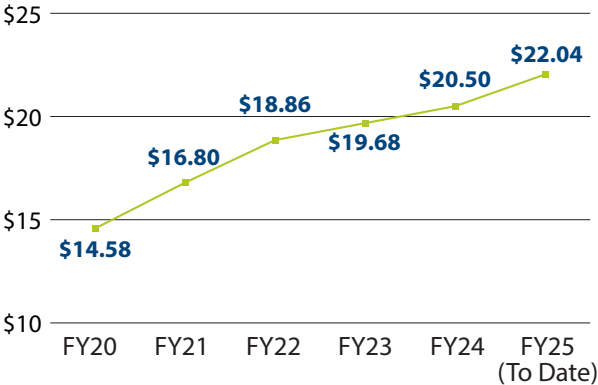
SDHC Achievement Academy (Fiscal Year 2025 through January 31, 2025):  
994 Participants

125  
Individuals placed in jobs or increased earnings

475  
Individuals participating in education or workforce development classes

271  
Family Self-Sufficiency Participants

\$22.04  
Average Hourly Wage



Data as of January 31, 2025