



Coordinated Shelter Intake Referrals Summary

March 2025

Referral Type	# of Referrals	Percentage
Complete Referrals	240	10%
Incomplete Referrals	2,061	90%
Total Referrals	2,301	100%

Fiscal Year to Date (July 1, 2024 – March 31, 2025):

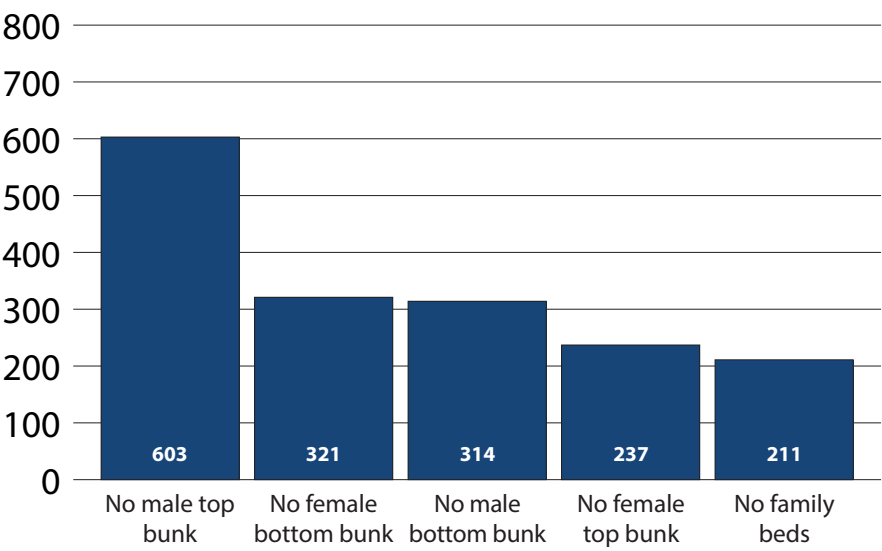
Referral Type	# of Referrals	Percentage
Complete Referrals	2,222	12%
Incomplete Referrals	16,160	88%
Total Referrals	18,382	100%

Total referrals are duplicative. An individual counted as an incomplete referral on one or more occasions may also be included as a completed referral upon shelter placement.

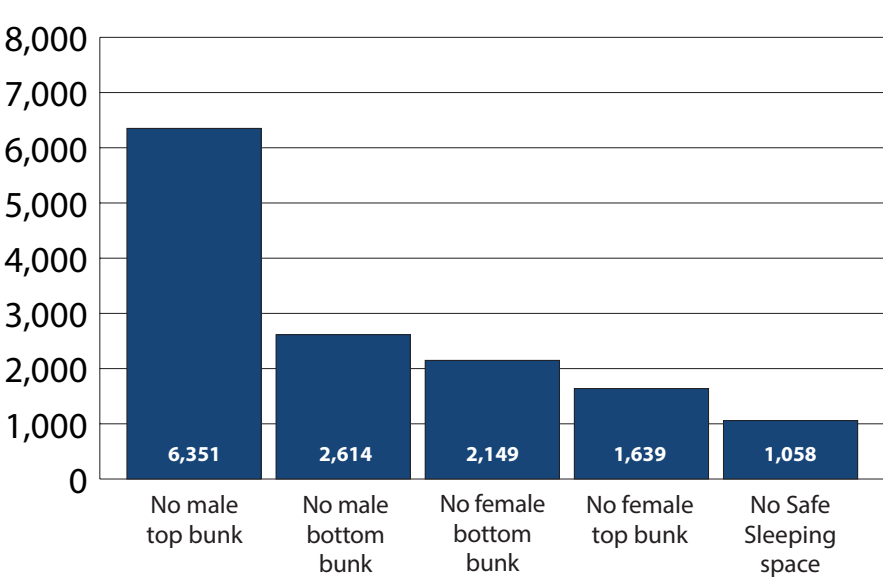
As of March 5, 2025, intakes at the shelter operated by Father Joe's Villages at the Veterans Village of San Diego campus have resumed. As of February 4, 2025, intakes at Rachel's Promise have been suspended as clients prepare to transition to a new location. As of March 17, 2025, intakes at the Safe Shelter for Transition-Age Youth (Safe STAY) program have been suspended as clients prepare to transition to a new location.

Most Frequent Reasons for Incomplete Referrals

March 2025



Fiscal Year to Date (July 1, 2024 – March 31, 2025)



\*Chart reflects the top five reasons that resulted in an incomplete referral during the reporting period.

HOUSING FIRST – SAN DIEGO




12,595  
Housing Solutions  
Created since 2014

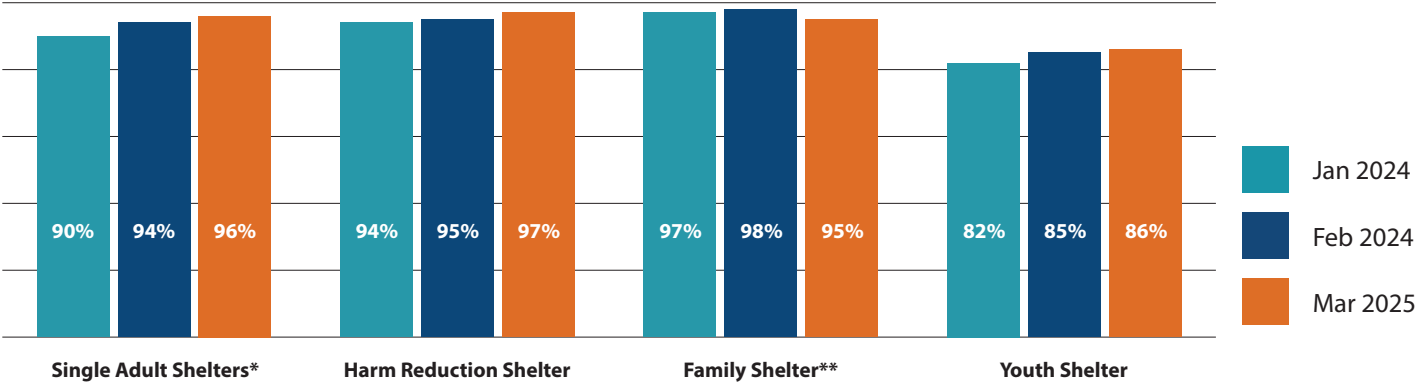
642  
Housing Solutions  
FY2025 to date

Data as of March 31, 2025

Homelessness Sector Staff



Average Monthly Bed Occupancy Rate – Last Three Months




\*Occupancy rates at single adult shelters are lower than usual in January 2025 due to the ramp-up of 263 beds across four new shelter sites: Father Joe's Villages Adults/Seniors Shelter Program (130), TURN Behavioral Health Services Alcohol Use Disorder Shelter (56), Veterans Village of San Diego Veterans Shelter (40), and San Diego Rescue Mission Lighthouse Shelter (37). Occupancy rates at single adult shelters are also lower than usual in February 2025 due to the suspension of intakes at the Father Joe's Villages Single Adults/Seniors Program from February 1, 2025, through March 4, 2025, to support the transition of clients relocating from an alternative shelter program, and the suspension of intakes on February 4, 2025, at Catholic Charities, Diocese of San Diego's Rachel's Promise Shelter to prepare for relocation of the program to a new site. Intakes were also suspended at the Safe Shelter for Transition-Age Youth Wellness Center on March 17, 2025, in preparation for the program's move to a new site.

\*\*SDHC reports occupancy for family shelters based on the number of occupied units instead of beds. Currently, SDHC-administered family shelters are non-congregate, and the number of available and occupied beds in each unit may fluctuate based on the size of the family in a particular unit.

Housing Vouchers Committed to Addressing Homelessness\*

5,826  
Vouchers Committed  
(Includes developments  
pending completion)



4,626  
Rental Housing  
Vouchers Leased

\*Includes permanent supportive housing, short-term transitional subsidies, and vouchers for households that previously experienced homelessness.

(Data as of January 31, 2025)

City/SDHC-Funded Homelessness  
Shelters & Services

Homelessness System Dashboard: <https://www.sdhc.org/homelessness-solutions/city-homeless-shelters-services/dashboard/>

City Shelters Data: [https://www.sdhc.org/wp-content/uploads/2022/04/SDHC\\_City\\_Shelter\\_Dashboard.pdf](https://www.sdhc.org/wp-content/uploads/2022/04/SDHC_City_Shelter_Dashboard.pdf)

City of San Diego Community Action Plan  
on Homelessness

2023 Financial Needs Projection Update at <https://sdhc.org/wp-content/uploads/2024/01/San-Diego-Need-and-Financial-Model-Report-Final.pdf>