



TOTAL NUMBER OF SUBMITTED APPLICATIONS: **10,638**

The data below reflect self-reported information from applicants who have submitted applications since Monday, March 15, 2021.


These tables are updated as of: 5/5/21 5:00 PM

Submitted Applications by Council District



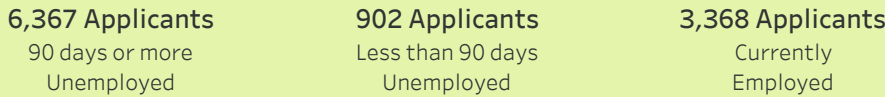
Total does not equal the total applicants because self-reported information included data entry errors to be resolved if the application is selected. The total for Council District 5 includes all applications submitted from the 92025 ZIP Code, which covers part of San Pasqual Valley.

Applicants by Area Median Income (AMI)



6 Months Average # of Months of Past-Due Rent	5 Months Average # of Months of Past-Due Utilities	3 Members Average Applicant Household Size
---	--	--

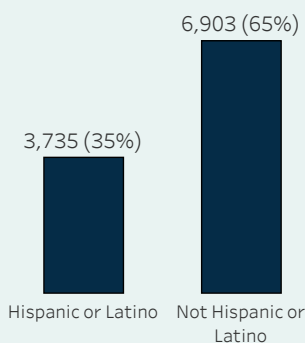
Employment Status



Applicants by COVID-19 Hardship



Applicants by Ethnicity



Assistance Requested

