



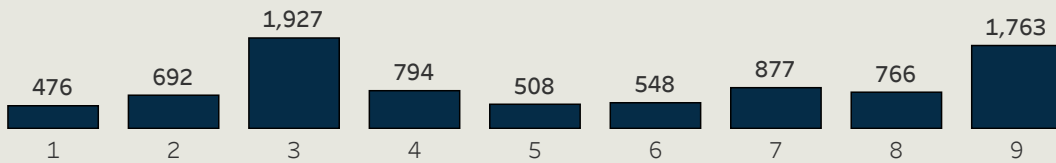
TOTAL NUMBER OF APPLICANTS: **13,202**

8,359 (63%) in City ZIP Codes
4,843 (37%) outside of City ZIP Codes

The data below reflect self-reported information from applicants in City ZIP Codes who have submitted applications since 8 a.m. on Monday, July, 20, 2020.

These tables are updated as of 11:59 p.m., August 7, 2020.

Applicants by Council District



Total does not equal the total applicants because self-reported information included data entry errors to be resolved if the application is selected.

1,369 (16%) Applicant Households have at least one member age 62 or older

4,366 Applicants (52%) Have Dependent Children



432 (5%) Applicants Receive Financial Assistance For Rent



3 Members Average Applicant Household Size




6,308 (75%) Applicants Reside in an Apartment/Condo

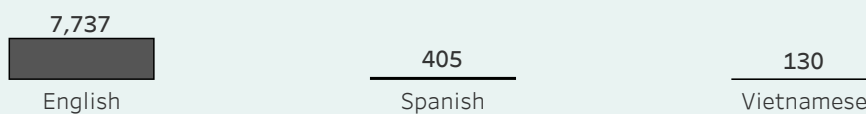


2,051 (25%) Applicants Reside in a Single-Family Home

Applicants by Reason for Hardship



Applicants by the Preferred Language Spoken at Home



Total does not equal the total applicants because some community-based organizations that helped applicants did not indicate a language preference.

